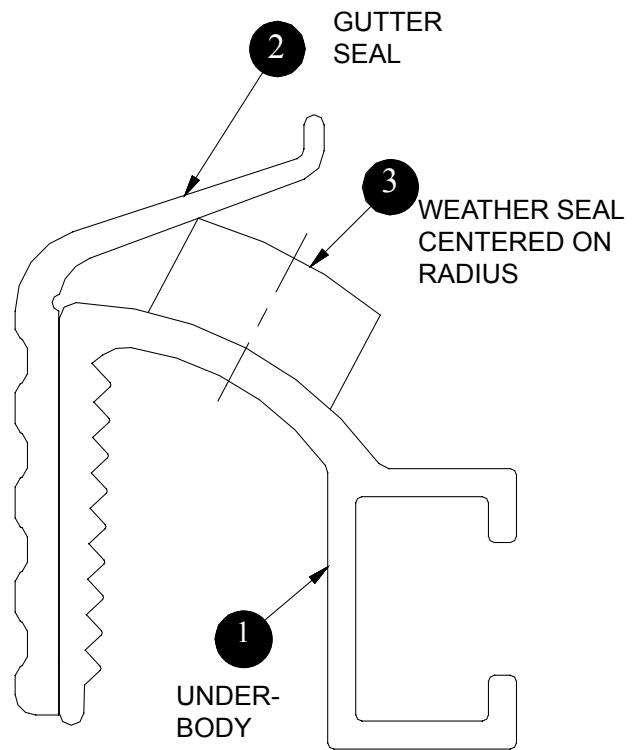


TRUXEDO® DEUCE UNDERBODY SEAL UPGRADE

Step 1

Remove seal (2) and (3).
Clean underbody rail.

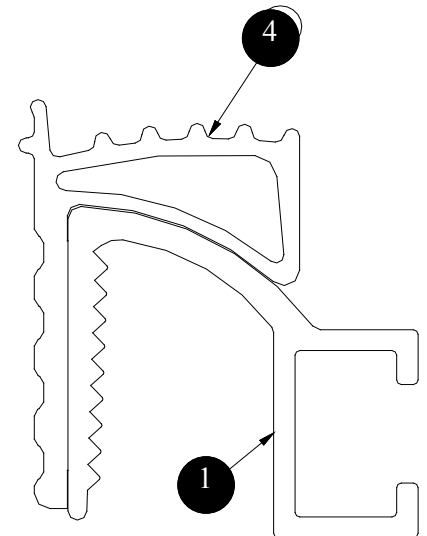
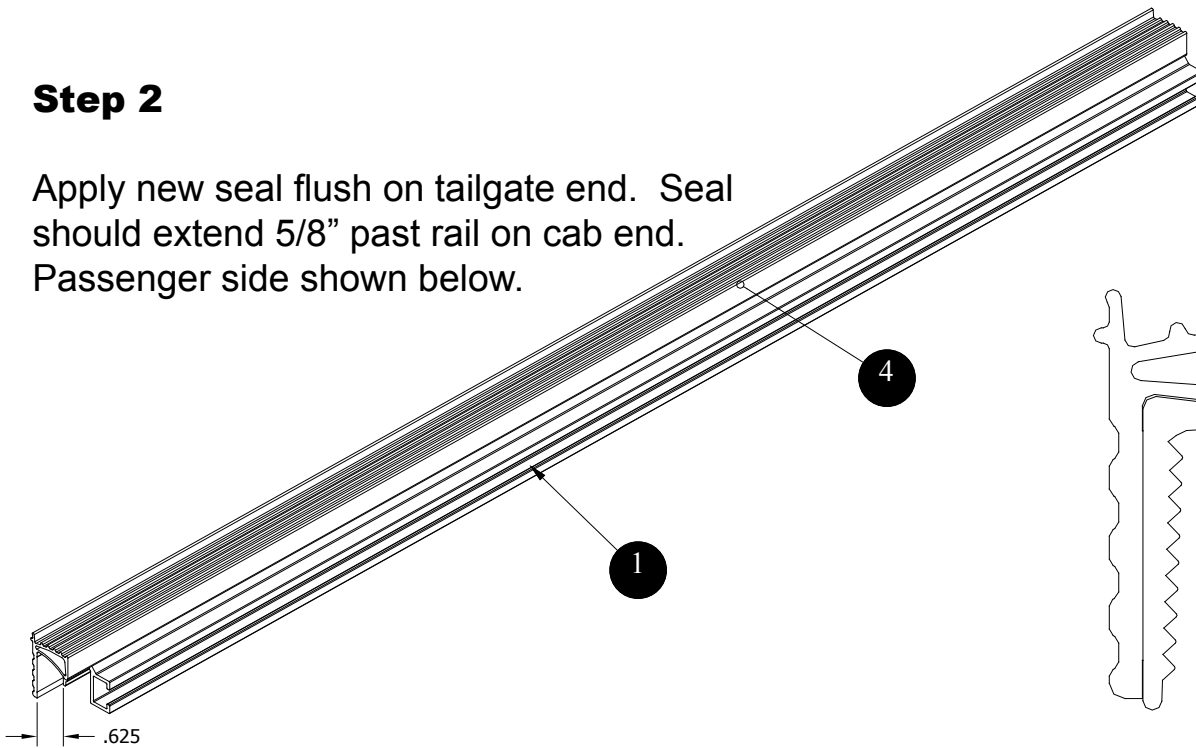
Item	Part #	Description
1	1703850	Rail Front, Underbody
2	1703860	Extruded Gutter Seal (OLD)
3	1703085	Extruded Weather Seal (OLD)
4	1703942	Extruded Underbody Seal (NEW)



END VIEW

Step 2

Apply new seal flush on tailgate end. Seal should extend 5/8" past rail on cab end. Passenger side shown below.



END VIEW

Refer to Owner's Manual for complete instructions.

Truxedo

P.O. Box 1078, 2209 Kellen Gross Dr., Yankton, SD 57078
Phone: 877- 878-9336 • Fax: (605) 664-9304 www.truxedo.com

TRUXEDO®
Deuce
Patent Pending

P/N 1117094 Rev. C